

# Class 125 Bronze Globe Valves

Screw-In Bonnet • Integral Seat • Renewable Seat Disc

125 PSI/8.6 bar saturated steam to 353° F/178° C

200 PSI/13.8 bar non-shock cold working pressure

CONFORMS TO MSS SP-80

## MATERIAL LIST

| PART                    | SPECIFICATION   |
|-------------------------|---|
| 1. Handwheel Nut        | 300 Series Stainless Steel                                      |
| 2. Identification Plate | Aluminum  |
| 3. Handwheel            | Malleable Iron ASTM A 47  |
| 4. Stem                 | Silicon Bronze ASTM B 371<br>Alloy C69400/C69430                |
| 5. Packing Gland        | Bronze ASTM B 62 or ASTM B584<br>Alloy C84400 or Brass ASTM B16 |
| 6. Packing Nut          | Bronze ASTM B 62 or ASTM B584<br>Alloy C84400 or Brass ASTM B16 |
| 7. Packing              | Aramid Fibers with Graphite                                     |
| 8. Bonnet               | Bronze ASTM B 62  |
| 9. Disc Holder Nut      | Bronze ASTM B 140<br>Alloy C31400 or B 62                       |
| *10. Disc Holder        | Bronze ASTM B 62  |
| *11. Seat Disc          | Water, Oil or Gas<br>Steam (PTFE) (Y)                           |
| *11a. Seat Disc         | Bronze ASTM B 62 (B)  |
| *12. Disc Nut           | Bronze ASTM B 62/ASTM B 98<br>Alloy C65100 w/SS Washer          |
| 13. Body                | Bronze ASTM B 62  |

Note: S-211 not available with (B) Disc.

\* The Bronze Disc does not require a Disc Nut. When converting from (B) Disc to (Y) Disc, order Disc Nut (12) and Disc Holder (10) and proper disc (11).

## DIMENSIONS—WEIGHTS—QUANTITIES

| Size  | Dimensions |      |       |       |       |      | T-211 |       | S-211 |       | Master Ctn. Qty. |     |       |
|-------|------------|------|-------|-------|-------|------|-------|-------|-------|-------|------------------|-----|-------|
|       | In.        | mm.  | A In. | mm.   | B In. | mm.  | In.   | mm.   | Lbs.  | Kg.   | Lbs.             | Kg. | T-211 |
| *1/8† | 6          | 2.38 | 60    | 3.38  | 86    | 1.81 | 46    | 1.01  | 0.46  | 0.98  | 0.44             | 50  | 50    |
| *1/4† | 8          | 2.38 | 60    | 3.38  | 86    | 1.81 | 46    | 1.00  | 0.45  | 0.94  | 0.43             | 50  | 50    |
| *3/8† | 10         | 2.38 | 60    | 3.38  | 86    | 1.81 | 46    | 0.98  | 0.45  | 0.93  | 0.42             | 50  | 50    |
| *1/2† | 15         | 2.56 | 65    | 3.38  | 86    | 1.69 | 43    | 1.03  | 0.47  | 0.95  | 0.43             | 50  | 50    |
| 3/4   | 20         | 3.06 | 78    | 4.88  | 124   | 2.25 | 57    | 1.73  | 0.79  | 1.80  | 0.82             | 30  | 30    |
| 1     | 25         | 3.69 | 94    | 5.69  | 145   | 2.81 | 72    | 2.85  | 1.29  | 2.87  | 1.30             | 20  | 20    |
| 1 1/4 | 32         | 4.31 | 110   | 6.13  | 156   | 3.06 | 78    | 3.79  | 1.72  | 3.55  | 1.61             | 10  | 10    |
| 1 1/2 | 40         | 4.69 | 119   | 7.38  | 187   | 3.56 | 91    | 5.90  | 2.68  | 5.70  | 2.58             | 10  | 10    |
| 2     | 50         | 5.63 | 143   | 7.94  | 202   | 4.44 | 113   | 8.68  | 3.94  | 8.91  | 4.04             | 6   | 4     |
| 2 1/2 | 65         | 6.63 | 168   | 10.19 | 259   | 5.25 | 133   | 15.40 | 6.98  | 15.92 | 7.22             | 2   | 2     |
| 3     | 80         | 7.75 | 197   | 11.19 | 284   | 6.50 | 165   | 22.44 | 10.18 | 21.32 | 9.67             | 2   | 2     |

\* Stem and Disc (or Disc Holder) are integral.

† No packing gland, packing only in these sizes.

**FREEZING WEATHER PRECAUTION:** Subsequent to testing a piping system, valves should be left in an open position to allow complete drainage.

◆ For detailed Operating Pressure, refer to Pressure Temperature Chart on page 114.

**WARNING:** This product can expose you to chemicals including lead, which is known to the State of California to cause cancer and birth defects or other reproductive harm. For more information go to [www.P65Warnings.ca.gov](http://www.P65Warnings.ca.gov).

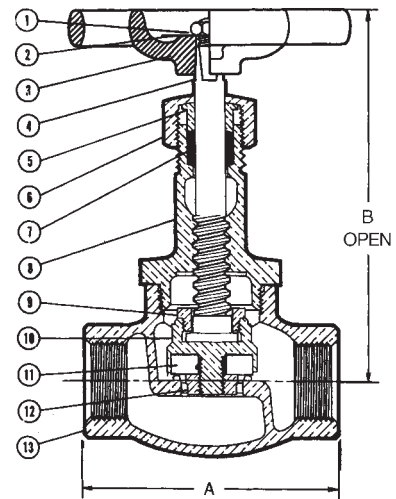
Visit our website for the most current information.



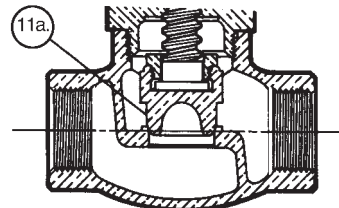
**T-211**  
Threaded



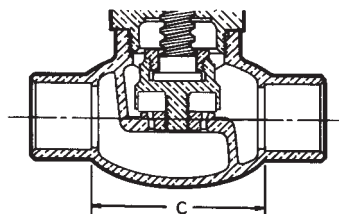
**S-211**  
Solder



**T-211-Y**  
NPT x NPT



**T-211-B**  
NPT x NPT



**S-211-Y**  
C x C