

Fig. 116 - Bevel Washer

Size Range — Size 3/8" thru 7/8" bolt

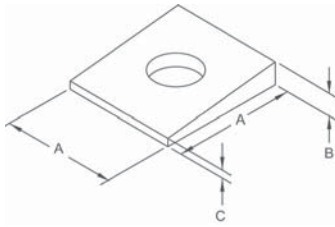
Material — Malleable Iron

Function — Designed to match taper of flange of I-beam or channel to permit right angle fastening of bolt.

Finish — Plain

Note — Available in Electro-Galvanized and HDG finish or Stainless Steel materials.

Order By — Figure number size and finish



Dimensions • Weights

Rod Size	A	B	C	Approx. Wt./100
3/8	1¼	11/32	5/32	9
1/2	1¼	11/32	5/32	9
5/8	1½	13/32	5/32	14
3/4	1½	15/32	7/32	16
7/8	2	9/16	7/32	33

Fig. 118 - Square Washer

Size Range — Size 3/8" thru 1" bolt

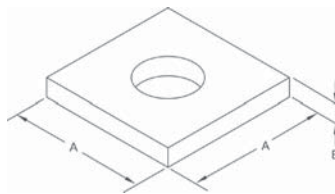
Material — Carbon Steel

Function — Heavy duty washer for use on top of channels or angles to support hanger rod.

Finish — Plain

Note — Available in Electro-Galvanized and HDG finish or Stainless Steel materials.

Order By — Figure number size and finish



Dimensions • Weights

Rod Size	Hole Size	A	B	Approx. Wt./100
3/8	7/16	2	1/4	27
1/2	9/16	2	1/4	27
5/8	11/16	2½	1/4	47
3/4	13/16	2½	3/8	52
7/8	15/16	3	3/8	85
1	1⅝	4	3/8	160

Fig. 119 - Fender or Oversize Washer

Size Range — Size 1/4" thru 1/2" bolt

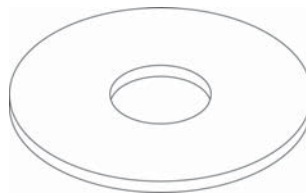
Material — Carbon Steel

Function — To provide a greater bearing surface than standard washer.

Finish — Plain

Note — Available in Electro-Galvanized and HDG finish or Stainless Steel materials.

Order By — Figure number and size



Dimensions • Weights

Rod Size	Inside Diameter	Outside Diameter	Approx. Wt./100
1/4	5/16	1⅝	3.3
3/8	1/2	1⅝	3.0
1/2	9/16	2	2.8