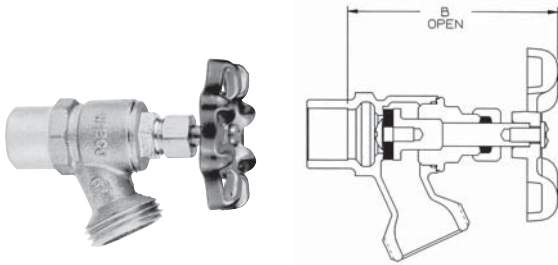


Boiler Drains

125 lb. CWP to 100°F

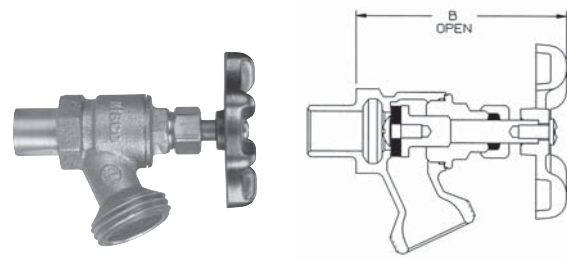
Maximum Temperature 180°F

CSA B125 Approved and IAPMO Listed



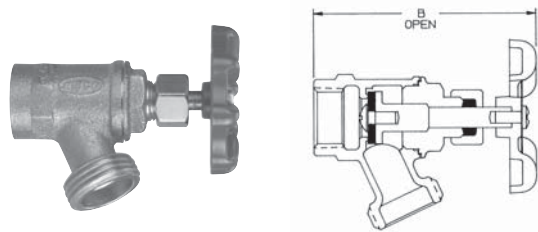
72

DESCRIPTION	NOM. SIZE	DIMENSIONS	APPROX. NET WT.
		B	
Boiler Drain Cup to Hose	1/2"	3 ¹ / ₁₆ "	.40 lb
	3/4"	2 ¹³ / ₁₆ "	.40 lb



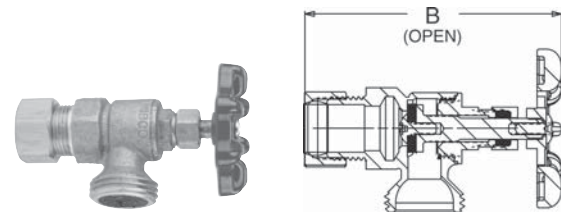
74-2†

DESCRIPTION	NOM. SIZE	DIMENSIONS	APPROX. NET WT.
		B	
Boiler Drain Fit to Hose	1/2"	3 ³ / ₈ "	.40 lb



73-CL

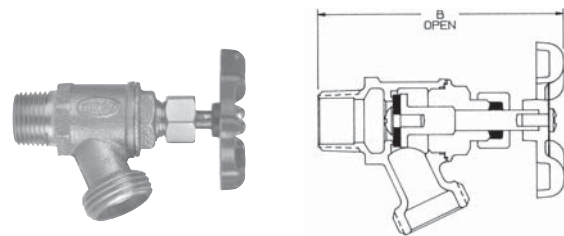
DESCRIPTION	NOM. SIZE	DIMENSIONS	APPROX. NET WT.
		B	
Boiler Drain Threaded to Hose	1/2"	3 ¹ / ₄ "	.50 lb
	3/4"	3 ⁵ / ₁₆ "	.60 lb



4464†

DESCRIPTION	NOM. SIZE	DIMENSIONS	APPROX. NET WT.
		B	
Boiler Drain Compression to Hose	1/2"	3 ¹ / ₄ "	.50 lb

† - Not IAPMO Listed



74-CL, 74-DC

DESCRIPTION	NOM. SIZE	DIMENSIONS	APPROX. NET WT.
		B	
Boiler Drain Copper or Male Threads to Hose	1/2"	3 ¹¹ / ₁₆ "	.4 LB
	3/4"*	3 ³ / ₄ "	.45 LB
1/2 FIP or 3/4 MIP to Hose	3/4"	3 ³ / ₄ "	.50 lb

* 3/4" furnished in male threads only

